

RANGE ROVER SPORT

SPECIFICATIONS



ABOVE AND BEYOND





For more detailed information and to use the online vehicle configurator go to landrover.co.uk

If opening this PDF on iPad® we recommend viewing in iBooks.

iPad is a registered trademark of Apple Inc., registered in the US and other countries.

Engines and Fuel Economy
Models
Colours

Wheels
Interior
Optional Features

Key Features
Dimensions and Capabilities
Technical Specification

Performance and Key Data
Accessories

◀ ▶
Build & Price
Home

Print
Save
Exit

Step 1

Choose your engine



You can select from an improved and powerful range of petrol or diesel engines.

Step 2

Choose your model



Compare the standard features on each model.

Step 3

Choose your colour



There's a wide range on offer to enable you to express yourself.

Step 4


Choose your wheels



There's a range of styles, each one designed to complement the bold exterior.

Step 5

Choose your interior



Carefully selected colours complemented by the finest metals and real wood veneers. You can personalise your own interior space.

Step 6

Choose your options



Additional options can enhance your personal requirements.

The all-new Range Rover Sport offers an exclusive range of options that allow you to personalise your vehicle. The following pages take you through a logical series of steps to make it a true expression of your individuality. You have several choices: from selecting your engine and model to exterior and interior colours, wheels, finishes and those detailed touches that define your style.

If you'd like to bring your options to life, go to our online configurator at landrover.co.uk

Engines and Fuel Economy
Models
Colours

Wheels
Interior
Optional Features

Key Features
Dimensions and Capabilities
Technical Specification

Performance and Key Data
Accessories

◀ ▶
Build & Price
Home

Print
Save
Exit

STEP 1 CHOOSE YOUR ENGINE



STEP 1 CHOOSE YOUR ENGINE

Engines and Fuel Economy
Models
Colours

Wheels
Interior
Optional Features

Key Features
Dimensions and Capabilities
Technical Specification

Performance and Key Data
Accessories

◀ ▶
Build & Price
Home

Print
Save
Exit

DRIVELINE, ENGINE PERFORMANCE AND FUEL ECONOMY

The improved range of petrol and diesel engines use the very latest powertrains. In fact, coupled with lightweight all-Aluminium technology and an eight-speed transmission, these engines deliver greatly improved fuel efficiency and lower CO₂ emissions. In some cases, up to 22% lower.

However, nothing has been lost in performance. For instance, the 5.0 litre LR-V8 Supercharged goes from 0-60mph in just 5.0 seconds. All powertrains feature Stop/Start technology that automatically shuts down the engine at rest and starts again as soon as you lift your foot off the brake.

3.0L TDV6 DIESEL



3.0L SDV6 DIESEL



5.0L V8 SUPERCHARGED PETROL



		3.0L TDV6 DIESEL	3.0L SDV6 DIESEL	5.0L V8 SUPERCHARGED PETROL
Driveline		Four Wheel Drive (4WD)	Four Wheel Drive (4WD)	Four Wheel Drive (4WD)
Power (hp / kW)		258 / 190	292 / 215	510 / 375
Torque (Nm)		600	600	625
Maximum torque (rpm)		2,000	2,000	2,500 – 5,500
Capacity (cc)		2,993	2,993	4,999
No. of cylinders		6	6	8
Cylinder layout		Longitudinal V6	Longitudinal V6	Longitudinal V8
FUEL ECONOMY				
Urban	mpg	34.0	32.5	15.4
Extra Urban	mpg	42.2	41.5	29.1
Combined	mpg	38.7	37.7	22.1
CO ₂ Urban emissions	g/km	218	230	426
CO ₂ Extra Urban emissions	g/km	177	180	226
CO ₂ Combined emissions	g/km	194	199	298

Fuel consumption figures: the results given here do not express or imply any guarantee of the fuel consumption of any particular vehicle with which this information may be supplied. Vehicles are not individually tested and there are inevitable differences between individual vehicles of the same model. The vehicle may also incorporate particular modifications. Furthermore, the driver's style and road traffic conditions, as well as the extent to which the vehicle has been driven and the standard of maintenance, will affect its fuel consumption. Low fuel warning at 9 litres approximately.

Visit landrover.co.uk for more information.

STEP 1 CHOOSE YOUR ENGINE

Engines and Fuel Economy
Models
Colours

Wheels
Interior
Optional Features

Key Features
Dimensions and Capabilities
Technical Specification

Performance and Key Data
Accessories

◀ ▶
Build & Price
Home

Print
Save
Exit

STEP 2 CHOOSE YOUR MODEL



STEP 2 CHOOSE YOUR MODEL

Engines and Fuel Economy
Models
Colours

Wheels
Interior
Optional Features

Key Features
Dimensions and Capabilities
Technical Specification

Performance and Key Data
Accessories

◀ ▶
Build & Price
Home

Print
Save
Exit

MODELS BY ENGINE

	LIST PRICE	VAT 20.0%	RETAIL PRICE	ON-THE-ROAD PRICE
3.0 TDV6 DIESEL				
SE	£42,516.67	£8,503.33	£51,020.00	£51,550.00
3.0 SDV6 DIESEL				
HSE	£49,554.17	£9,910.83	£59,465.00	£59,995.00
HSE Dynamic	£53,720.83	£10,744.17	£64,465.00	£64,995.00
Autobiography Dynamic	£62,054.17	£12,410.83	£74,465.00	£74,995.00
5.0 V8 SUPERCHARGED PETROL				
Autobiography Dynamic	£67,025.00	£13,405.00	£80,430.00	£81,550.00

Visit landrover.co.uk for more information.

STEP 2 CHOOSE YOUR MODEL

Engines and Fuel Economy
Models
Colours

Wheels
Interior
Optional Features

Key Features
Dimensions and Capabilities
Technical Specification

Performance and Key Data
Accessories



Build & Price
Home

Print
Save
Exit

STEP 2 CHOOSE YOUR MODEL – CHOICES


Each model has a choice of engines and unique features. This guide will help you to select your ideal Range Rover Sport. On the following pages you'll see the standard features for each model.

RANGE ROVER SPORT TDV6 SE



- Grille in Dark Atlas with Gloss Black surround
- Fender vent with Dark Atlas fingers, Atlas mesh and Gloss Black surround
- Body-coloured upper mirror caps
- Seats in Grained Leather
- Tow eye covers in Dark Atlas
- 19 inch alloy wheels.

RANGE ROVER SPORT SDV6 HSE



- Grille in Atlas with Gloss Black surround
- Fender vent with Atlas fingers, Atlas mesh and Gloss Black surround
- Body-coloured upper mirror caps
- Seats in Oxford Perforated Leather as standard
- Paddle Shift
- 20 inch alloy wheels
- Fog lamp surrounds and tow eye covers in Atlas
- Premium metallic paint choice.

All vehicles shown with 22 inch five split-spoke 'Style 6' alloy wheels.

STEP 2 CHOOSE YOUR MODEL

Engines and Fuel Economy
Models
Colours

Wheels
Interior
Optional Features

Key Features
Dimensions and Capabilities
Technical Specification

Performance and Key Data
Accessories

◀ ▶
Build & Price
Home

Print
Save
Exit

RANGE ROVER SPORT SDV6 HSE DYNAMIC



- Grille in Gloss Black painted mesh with Gloss Black surround
- Fender vent with Gloss Black fingers, Atlas mesh and Gloss Black surround
- Gloss Black upper mirror caps
- Tailgate finisher in Gloss Black
- Seats in Oxford Perforated Leather as standard
- Two exclusive colourways available for HSE Dynamic models: Ebony/Tan and Ebony/Pimento
- Paddle Shift
- Performance Enhancement
- Twin speed transfer box
- Dynamic Response™
- Torque Vectoring
- 21 inch alloy wheels
- Fog lamp surrounds and tow eye covers in Gloss Black
- Premium metallic paint choice.

RANGE ROVER SPORT AUTOBIOGRAPHY DYNAMIC (SDV6 OR V8 SUPERCHARGED)



- Grille in Gloss Black painted mesh with Gloss Black surround
- Fender vent with Gloss Black fingers, Atlas mesh and Gloss Black surround
- Gloss Black upper mirror caps
- Tailgate finisher in Gloss Black
- Seats in Oxford Perforated Leather with Autobiography Pattern as standard
- Autobiography colourways plus a further two: Ebony/Lunar/Cirrus and Ebony/Lunar/Savannah
- Meridian Surround Sound Audio System (825W) with 19 speakers
- Paddle Shift
- Performance Enhancement
- Twin speed transfer box
- Dynamic Response™
- Torque Vectoring
- 21 inch alloy wheels with Red brake calipers
- Fog lamp surrounds and tow eye covers in Gloss Black
- Premium metallic paint choice
- Sliding panoramic roof includes power blinds.

STEP 2 CHOOSE YOUR MODEL

Engines and Fuel Economy
Models
Colours

Wheels
Interior
Optional Features

Key Features
Dimensions and Capabilities
Technical Specification

Performance and Key Data
Accessories



Build & Price
Home

Print
Save
Exit

STEP 2 CHOOSE YOUR MODEL – STANDARD FEATURES

	SE	HSE	HSE DYNAMIC	AUTOBIOGRAPHY DYNAMIC
ENGINE TRANSMISSION, SUSPENSION AND DRIVING DYNAMICS				
Eight-speed automatic transmission with CommandShift® 2	■	■	■	■
Diesel Particulate Filter (diesel only)	■	■	■	■
Speed proportional Electric Power Assisted Steering (EPAS)	■	■	■	■
Electric Parking Brake (EPB)	■	■	■	■
Brake pre-fill (Non Radar)	■	■	■	■
Anti-lock Braking System (ABS)	■	■	■	■
Cornering Brake Control (CBC)	■	■	■	■
Dynamic Stability Control (DSC)	■	■	■	■
Electronic Brake-force Distribution (EBD)	■	■	■	■
Emergency Brake Assist (EBA)	■	■	■	■
Electronic Traction Control (ETC)	■	■	■	■
Hill Descent Control (HDC®)	■	■	■	■
Electronic cross linked air suspension with automatic load levelling and multiple modes, access, normal, intermediate off-road and extended height	■	■	■	■
Four Corner Air Suspension (FCAS)	■	■	■	■
Reactive Grounding Response	■	■	■	■
Intelligent Stop/Start System	■	■	■	■
Performance Enhancement (increase in top speed)			■	■
Paddle Shift		■	■	■
Single speed transfer box (high range only)	■	■		
Twin speed transfer box (high/low range)			■	■
Terrain Response® (1)	■	■		
Terrain Response® 2 Auto (2)			■	■
Adaptive Dynamics		■	■	■
Dynamic Response™ (2)			■	■
Dynamic Program (2)			■	■
Torque Vectoring (2)			■	■
19 inch Black brake calipers	■			
20 inch Black brake calipers		■	■	■
20 inch Red brake calipers				■
Low Level Coolant Sensor	■	■	■	■
Variable Service Intervals Sensors (condition based servicing)	■	■	■	■
Shift By Wire (conventional automatic gearbox)	■	■	■	■
Fuel Flap – linked to central locking	■	■	■	■
Capless Filler	■	■	■	■

(1) Requires single speed transfer box (2) Requires twin speed transfer box

STEP 2 CHOOSE YOUR MODEL

**Engines and Fuel Economy
Models
Colours**

**Wheels
Interior
Optional Features**

**Key Features
Dimensions and Capabilities
Technical Specification**

**Performance and Key Data
Accessories**

◀ ▶
**Build & Price
Home**

**Print
Save
Exit**

STEP 2 CHOOSE YOUR MODEL – STANDARD FEATURES

	SE	HSE	HSE DYNAMIC	AUTOBIOGRAPHY DYNAMIC
EXTERIOR FEATURES AND FINISHERS				
Roof and Exterior Styling				
Body-coloured metal roof	■	■	■	
Sliding panoramic roof includes power blinds				■
Roof rack mounting provisions	■	■	■	■
Body-coloured upper mirror caps	■	■		
Gloss Black upper mirror caps			■	■
Twin tailpipes	■	■	■	■
Bright twin tailpipes			■	■
Glass and Exterior Mirrors				
Acoustic laminated front windscreen	■	■	■	■
Laminated front door, toughened rear door and quarter light glass	■	■	■	■
Heated windscreen	■	■	■	■
Power windows (front and rear) with remote power locking	■	■	■	■
Rain sensing windscreen wipers	■	■	■	■
Heated off screen wiper park position (manual lift away from screen)	■	■	■	■
Heated rear window	■	■	■	■
Exterior mirror auto reverse dipping	■	■	■	■
Power adjustable, heated powerfold exterior mirrors with approach lamps and memory	■	■	■	■
Headlamps and Lighting				
Follow-me-home lighting	■	■	■	■
Daytime running lights (DRL's)	■	■	■	■
Automatic headlamps	■	■	■	■
Left to right hand drive easy configurable headlamps	■	■	■	■
LED rear lamps	■	■	■	■
Tail lights	■	■	■	■
Reversing lamps	■	■	■	■
Rear fog lamps	■	■	■	■
Side repeater indicators in mirror	■	■	■	■
Centre High Mounted Stop Lamp	■	■	■	■
Hazard lights under heavy braking	■	■	■	■
Front fog lamps		■	■	■
Xenon headlamps with LED signature (includes headlamp power wash)	■	■	■	■
Automatic headlamps with High Beam Assist (AHBA)				■
Paint				
Solid paint	■	■	■	■
Metallic paint	■	■	■	■
Premium metallic paint		■	■	■

STEP 2 CHOOSE YOUR MODEL

Engines and Fuel Economy
Models
Colours

Wheels
Interior
Optional Features

Key Features
Dimensions and Capabilities
Technical Specification

Performance and Key Data
Accessories



Build & Price
Home

Print
Save
Exit

STEP 2 CHOOSE YOUR MODEL – STANDARD FEATURES

	SE	HSE	HSE DYNAMIC	AUTOBIOGRAPHY DYNAMIC
EXTERIOR FEATURES AND FINISHERS (CONTINUED)				
Towing				
Trailer stability control	■	■	■	■
3,500kg gross towing load	■	■	■	■
Electrical towing preparation	■	■	■	■
Commercial tacograph	■	■	■	■
Front and rear recovery hooks	■	■	■	■
Wheels and Wheel Options				
19 inch five split-spoke 'Style 1' (1)	■			
20 inch five split-spoke 'Style 12'		■		
21 inch five split-spoke – Diamond Turned Finish 'Style 15'			■	
21 inch five split-spoke 'Style 16'				■
Locking wheel nuts	■	■	■	■
Tyre Pressure Monitoring System (TPMS)	■	■	■	■
Reduced section spare wheel with full road usability. Includes toolkit (1)	■	■	■	■
SEATING, INTERIOR FEATURES AND FINISHERS				
Seating				
Grained leather	■			
Oxford perforated leather		■	■	
Oxford perforated leather with Autobiography Pattern (Single / Duo / Tri tone)				■
Contrast piping			■	■
'Style 1' – six-way / four-way semi-powered seats	■			
'Style 3' – 14-way / 14-way powered seats with memory		■	■	
'Style 5' – 18-way / 18-way powered seats with memory				■
Heated front seats	■	■	■	
Heated front and rear seats		■	■	■
Climate front seats				■
60:40 Folding rear seats	■	■	■	■
Head restraints with two-way adjust	■	■	■	■
Seat map pockets	■	■	■	■
Two ISOFIX child seat fixings – upper and lower anchorages	■	■	■	■
Rear seat fixed cushion (squab fold)	■	■	■	■
Rear centre armrest	■	■	■	■

(1) Not available with powered 5+2 seating

STEP 2 CHOOSE YOUR MODEL

Engines and Fuel Economy
Models
Colours

Wheels
Interior
Optional Features

Key Features
Dimensions and Capabilities
Technical Specification

Performance and Key Data
Accessories

◀ ▶
Build & Price
Home

Print
Save
Exit

STEP 2 CHOOSE YOUR MODEL – STANDARD FEATURES

	SE	HSE	HSE DYNAMIC	AUTOBIOGRAPHY DYNAMIC
SEATING, INTERIOR FEATURES AND FINISHERS (CONTINUED)				
Steering Wheel				
Manual steering column	■			
Power adjustable steering column (entry and exit tilt away with reach / rake on steering wheel)		■	■	■
Leather steering wheel with multi-functional controls	■	■	■	
Heated leather steering wheel with multi-functional controls				■
Interior Finisher				
Dark Brushed Aluminium trim finisher	■			
Micro Mesh Aluminium trim finisher		■		
Sport Textured Aluminium trim finisher			■	
Dark Engine Turned Aluminium trim finisher				■
Headlining				
Morzine headlining (Cirrus and Ivory dependent on colourway)	■	■	■	
Alston headlining (Cirrus, Ivory and Ebony dependent on colourway)				■
Interior Features				
Driver and passenger sunvisor with illuminated vanity mirror	■	■	■	■
Centre armrest with cubby box	■	■	■	■
Front and rear grab handles	■	■	■	■
Front door mini stowage pocket with rubber mat	■	■	■	■
Front and rear cupholders	■	■	■	■
Secure glove box stowage	■	■	■	■
Front and rear carpet mats		■	■	
Front and rear premium carpet mats				■
Stainless steel sports pedals			■	■
Aluminium treadplates with Range Rover lettering		■		
Illuminated Aluminium treadplates with Range Rover lettering			■	■
Single blade sunvisor	■	■	■	■
Auto dimming interior mirror	■	■	■	■
Front centre console cooler compartment				■
Two-zone climate control	■	■	■	
Three-zone climate control				■
Interior mood lighting	■	■	■	
Customer configurable interior mood lighting				■
Non smokers pack (stowage bin)	■	■	■	■
Pedal footrest	■	■	■	■
Mist sensing / auto demisting	■	■	■	■
Air filter / pollen purifier	■	■	■	■
Smog sensing / auto recirculation	■	■	■	■
Climate control memory pre-set to driver's last temperature	■	■	■	■
Park ventilation	■	■	■	■
Front map lights	■	■	■	■

STEP 2 CHOOSE YOUR MODEL

**Engines and Fuel Economy
Models
Colours**

**Wheels
Interior
Optional Features**

Key Features
Dimensions and Capabilities
Technical Specification

Performance and Key Data
Accessories

◀ ▶
**Build & Price
Home**

**Print
Save
Exit**

STEP 2 CHOOSE YOUR MODEL – STANDARD FEATURES

	SE	HSE	HSE DYNAMIC	AUTOBIOGRAPHY DYNAMIC
SAFETY AND SECURITY				
Remote power central double locking	■	■	■	■
Single point entry, customer configurable	■	■	■	■
Remote power window locking	■	■	■	■
Autolock (doors lock on drive away) – customer configurable	■	■	■	■
Power operated child locks	■	■	■	■
Driver and passenger airbags, inflatable lanceless curtain system	■	■	■	■
Seat belt pre-tensioners front	■	■	■	■
Dual stage airbag	■	■	■	■
Rollover deployment of restraints	■	■	■	■
Seamless passenger airbag burst through	■	■	■	■
Three point seat belt – all seats	■	■	■	■
Rear seat belts	■	■	■	■
Driver and Passenger Airbags (side, seat-front, thorax, pelvis)	■	■	■	■
Roll Stability Control (RSC)	■	■	■	■
Active Speed Limiter (ASL)	■	■	■	■
Dual Tone Horn	■	■	■	■
Front height adjustable seat belts	■	■	■	■
Volumetric and Perimetric Alarm (includes plus tilt sensor and battery backed sounder and all perimetric features)	■	■	■	■
CONVENIENCE AND LOADSPACE FEATURES				
Vehicle Aids				
Front Parking Aid with front visual display		■	■	■
Rear Park Distance sensors with visual display	■	■	■	■
Cruise control	■	■	■	■
Adaptive Cruise Control (ACC) with Queue Assist, Intelligent Emergency Braking and Active Seat Belts				■
Rear view camera		■	■	■
Keyless entry		■	■	■
Loadspace Features				
Roller loadspace cover	■	■	■	■
Secure glovebox stowage	■	■	■	■
Loadspace mounting provisions	■	■	■	■
Power single piece tailgate	■	■	■	■
Load compartment light	■	■	■	■
Mounting provisions – for dog guard	■	■	■	■
Handbag hook / curry hook in loadspace	■	■	■	■

STEP 2 CHOOSE YOUR MODEL

Engines and Fuel Economy
Models
Colours

Wheels
Interior
Optional Features

Key Features
Dimensions and Capabilities
Technical Specification

Performance and Key Data
Accessories

◀ ▶
Build & Price
Home

Print
Save
Exit

STEP 2 CHOOSE YOUR MODEL – STANDARD FEATURES

	SE	HSE	HSE DYNAMIC	AUTOBIOGRAPHY DYNAMIC
INFORMATION, COMMUNICATION AND ENTERTAINMENT				
Range Rover Audio System (380W) with eight speakers	■	■	■	
Meridian Surround Sound Audio System (825W) with 19 speakers				■
Digital radio (DAB)	■	■	■	■
MP3 compatible audio hard disk server	■	■	■	■
Bluetooth® audio streaming	■	■	■	■
Three USB Sockets (front, second row and loadspace)	■	■	■	■
Auxiliary device connectivity (full integrated streaming)	■	■	■	■
Audio mute and pause	■	■	■	■
Eight inch Touch-screen	■	■	■	■
Hard disk navigation system (includes voice control)	■	■	■	■
User selectable screen savers	■	■	■	■
‘Say What You See’ intuitive voice control (SWYS)	■	■	■	■
Bluetooth® phone connection	■	■	■	■
Virtual instrument panel (TFT)	■	■	■	■
Auxiliary power sockets (front, second row and loadspace 12V)	■	■	■	■

The Bluetooth® word mark and logos are owned by the Bluetooth SIG, Inc. and any use of such marks by Land Rover is under licence.

STEP 2 CHOOSE YOUR MODEL

Engines and Fuel Economy
Models
Colours

Wheels
Interior
Optional Features

Key Features
Dimensions and Capabilities
Technical Specification

Performance and Key Data
Accessories

◀ ▶
Build & Price
Home




















Print
Save
Exit

STEP 3 CHOOSE YOUR COLOUR

Body and Roof Colour

Fuji White (Solid)	Indus Silver (Metallic)	Ipanema Sand (Metallic)	Luxor (Premium Metallic)	Scotia Grey (Metallic)	Nara Bronze (Metallic)	Corris Grey (Metallic)	Causeway Grey (Premium Metallic)	Firenze Red (Metallic)
								

Optional Roof Colour

Contrast Indus Silver								
not available	not available	not available	not available					
Contrast Corris Grey								
				not available	not available	not available	not available	
Contrast Santorini Black								
								

Visit [landrover.co.uk](https://www.landrover.co.uk) for more information.

STEP 3 CHOOSE YOUR COLOUR

Engines and Fuel Economy
Models
Colours

Wheels
Interior
Optional Features

Key Features
Dimensions and Capabilities
Technical Specification









Performance and Key Data
Accessories

◀ ▶
Build & Price
Home



















Print
Save
Exit

STEP 3 CHOOSE YOUR COLOUR

Body and Roof Colour

Chile (Premium Metallic)	Aintree Green (Metallic)	Loire Blue (Metallic)	Mariana Black (Premium Metallic)	Santorini Black (Metallic)	Barossa (Premium Metallic)	Havana (Premium Metallic)	Barolo Black (Premium Metallic)
							

Optional Roof Colour

Contrast Indus Silver								
Contrast Corris Grey							not available	
Contrast Santorini Black			not available	not available	not available	not available		not available

STEP 3 CHOOSE YOUR COLOUR

STEP 4 CHOOSE YOUR WHEELS



19 INCH FIVE SPLIT-SPOKE
'STYLE 1'



20 INCH FIVE SPLIT-SPOKE
'STYLE 12'



21 INCH FIVE SPLIT-SPOKE
'STYLE 14'



21 INCH FIVE SPLIT-SPOKE
'STYLE 15'

	OPTION CODE	SE	HSE	HSE DYNAMIC	AUTOBIOGRAPHY DYNAMIC
WHEELS					
19 inch five split-spoke 'Style 1'	029SA	■*	–	–	–
20 inch five split-spoke 'Style 12'	029SB	□	■	nco	nco
21 inch five split-spoke 'Style 14'	029SD	□	□	nco	nco
21 inch five split-spoke Diamond Turned Finish 'Style 15'	029SE	–	□	■	–

*Not available with 5+2 seat option
**Available as an accessory fitment.
†Available on Autobiography Dynamic only.
■ Standard □ Optional nco No Cost Option – Not Available

Visit landrover.co.uk for more information.

STEP 4 CHOOSE YOUR WHEELS

Engines and Fuel Economy
Models
Colours

Wheels
Interior
Optional Features

Key Features
Dimensions and Capabilities
Technical Specification

Performance and Key Data
Accessories

◀ ▶
Build & Price
Home

Print
Save
Exit



21 INCH FIVE SPLIT-SPOKE
'STYLE 16'***



22 INCH FIVE SPLIT-SPOKE
'STYLE 6'



22 INCH FIVE SPLIT-SPOKE
'STYLE 17'***

	OPTION CODE	SE	HSE	HSE DYNAMIC	AUTOBIOGRAPHY DYNAMIC
WHEELS					
21 inch five split-spoke 'Style 16' [†]	029SW	–	–	–	■
22 inch five split-spoke 'Style 6'	029SF	□*	□*	□*	□*
22 inch five split-spoke 'Style 17' [†]	029SY	–	–	–	□*

*Not available with 5+2 seat option

**Available as an accessory fitment.

[†]Available on Autobiography Dynamic only.

■ Standard □ Optional nco No Cost Option – Not Available

Visit landrover.co.uk for more information.

STEP 4 CHOOSE YOUR WHEELS

Engines and Fuel Economy
Models
Colours

Wheels
Interior
Optional Features

Key Features
Dimensions and Capabilities
Technical Specification

Performance and Key Data
Accessories

◀ ▶
Build & Price
Home

Print
Save
Exit

STEP 5 CHOOSE YOUR INTERIOR



STEP 5 CHOOSE YOUR INTERIOR

Engines and Fuel Economy
Models
Colours

Wheels
Interior
Optional Features

Key Features
Dimensions and Capabilities
Technical Specification

Performance and Key Data
Accessories

◀ ▶
Build & Price
Home

Print
Save
Exit



Contemporary. Beautifully designed. Flawlessly executed. The interior of each and every all-new Range Rover Sport defines modern living. The strong architectural lines of the interior are balanced by soft lighting and the choice of colourways available. The fit and finish has been taken to another level: the use of leather and metal truly complements the sporty styling.

STEP 5 CHOOSE YOUR INTERIOR

Engines and Fuel Economy
Models
Colours

Wheels
Interior
Optional Features

Key Features
Dimensions and Capabilities
Technical Specification

Performance and Key Data
Accessories

◀ ▶
Build & Price
Home

Print
Save
Exit

STEP 5 CHOOSE YOUR INTERIOR – LEATHER FINISHES



The softest of leathers, the most meticulous of finishes

The interior is upholstered in the finest natural materials. The warmth of wood veneers, superb metal finishes and soft leathers combine to create a sense of home. The attention to detail is everywhere you look and in everything you touch. The type of leather is determined by model choice as outlined in the following specifications.

STEP 5 CHOOSE YOUR INTERIOR

Engines and Fuel Economy
Models
Colours

Wheels
Interior
Optional Features

Key Features
Dimensions and Capabilities
Technical Specification

Performance and Key Data
Accessories


◀ ▶
Build & Price
Home

Print
Save
Exit

STEP 5 CHOOSE YOUR INTERIOR – TRIM FINISHER CHOICES




DARK BRUSHED
ALUMINIUM FINISHER
(SE)



MICRO MESH
ALUMINIUM FINISHER
(HSE)



SPORT TEXTURED
ALUMINIUM FINISHER
(HSE DYNAMIC)



DARK ENGINE TURNED
ALUMINIUM FINISHER
(AUTOBIOGRAPHY DYNAMIC)



SHADOW ZEBRANO
WOOD VENEER
(OPTIONAL)



DARK GREY OAK
WOOD VENEER
(OPTIONAL)



GRAND BLACK
WOOD VENEER
(OPTIONAL – NOT AVAILABLE
FOR SE)

STEP 5 CHOOSE YOUR INTERIOR

Engines and Fuel Economy
Models
Colours

Wheels
Interior
Optional Features

Key Features
Dimensions and Capabilities
Technical Specification

Performance and Key Data
Accessories

◀ ▶
Build & Price
Home

Print
Save
Exit

STEP 5 CHOOSE YOUR INTERIOR – INTERIOR SEAT OPTIONS



5 Seats

The seat configuration has been intelligently redesigned to accommodate the lines of the roofline. It's light and spacious, ensuring everyone has a relaxed and comfortable journey. There is generous leg, shoulder and head room throughout the contemporary cabin.

STEP 5 CHOOSE YOUR INTERIOR

Engines and Fuel Economy
Models
Colours

Wheels
Interior
Optional Features

Key Features
Dimensions and Capabilities
Technical Specification

Performance and Key Data
Accessories

◀ ▶
Build & Price
Home

Print
Save
Exit

STEP 5 CHOOSE YOUR INTERIOR – INTERIOR SEAT OPTIONS



5+2 Seating

The 5+2 arrangement has two 'secret seats' stowed under the floor of the luggage compartment that have been designed specifically for children and teenagers. They can also be used by two adults on a short journey. The second row of seats tip and slide forward to provide access to the third row and have 100mm fore/aft movement to allow flexibility of space. The 'secret seats' are raised and lowered electronically with controls mounted on each side of the cabin and in the boot.

STEP 5 CHOOSE YOUR INTERIOR

Engines and Fuel Economy
Models
Colours

Wheels
Interior
Optional Features

Key Features
Dimensions and Capabilities
Technical Specification

Performance and Key Data
Accessories

◀ ▶
Build & Price
Home

Print
Save
Exit

COLOUR AND TRIM MATRIX

COLOURWAYS				EBONY/LUNAR			ESPRESSO/ALMOND			EBONY/CIRRUS			ESPRESSO/IVORY		
				(page 29)			(page 30)			(page 31)			(page 32)		
INTERIOR COLOUR															
Seat Colour				Ebony	Lunar	Ebony/ Lunar	Espresso	Almond	Espresso/ Almond	Ebony	Cirrus	Ebony/ Cirrus	Espresso	Ivory	Espresso/ Ivory
Carpet				Ebony			Espresso			Ebony			Espresso		
MODEL															
SE (Grained Leather)				○	–	–	–	○	–	–	○	–	–	–	–
HSE (Oxford Perforated Leather)				○	○	–	○	○	–	○	○	–	○	○	–
HSE Dynamic (Oxford Perforated Leather)				○	○	–	○	○	–	○	○	–	○	○	–
Autobiography Dynamic (Oxford Perforated Leather with Autobiography Pattern)				○	○	○	○	○	○	○	○	○	○	○	○
TRIM FINISHER															
Dark Brushed Aluminium Finisher				○	–	–	–	○	–	–	○	–	–	–	–
Micro Mesh Aluminium Finisher				○	–	–	○	○	–	○	○	–	○	○	–
Sport Textured Aluminium Finisher				○	○	–	○	○	–	○	○	–	○	○	–
Dark Engine Turned Aluminium Finisher				○	○	○	○	○	○	○	○	○	○	○	○
Shadow Zebrano Wood Veneer				–	–	–	○	○	○	–	–	–	○	○	○
Dark Grey Oak Wood Veneer				○	○	○	–	–	–	○	○	○	–	–	–
Grand Black Wood Veneer				○	○	○	○	○	○	○	○	○	○	○	○
EXTERIOR COLOUR															
Fuji White				○	○	○	○	○	○	○	○	▲	○	○	○
Indus Silver				▲	○	○	○	○	○	▲	○	○	○	○	○
Ipanema Sand				○	○	○	○	○	○	○	○	○	○	▲	○
Luxor				○	○	○	▲	○	○	○	○	○	▲	○	○
Scotia Grey				○	○	○	○	○	○	○	○	○	○	○	○
Nara Bronze				○	○	○	▲	▲	○	○	○	○	▲	○	○
Corris Grey				○	○	▲	○	○	○	○	○	○	○	○	○
Causeway Grey				○	○	▲	○	○	○	▲	○	▲	○	○	○
Firenze Red				○	○	○	○	○	○	○	○	○	○	○	○
Chile				▲	○	○	○	○	○	○	○	○	○	○	○
Aintree Green				○	○	○	○	○	○	○	○	○	○	▲	○
Loire Blue				○	○	○	○	○	○	○	○	○	○	○	○
Mariana Black				○	○	○	○	○	○	○	▲	○	○	○	○
Santorini Black				○	▲	○	○	○	○	○	▲	○	○	○	○
Barossa				○	○	○	○	▲	○	○	○	○	○	○	○
Havana				○	▲	○	○	○	▲	○	○	○	○	○	▲
Barolo Black				○	○	○	○	○	○	○	○	○	○	▲	○

▲ Combination is Designer's Choice ○ Combination is Available – Not Available.
The above table is designed as a guide. Please contact your nearest Land Rover Dealership for more information.

STEP 5 CHOOSE YOUR INTERIOR

Engines and Fuel Economy
Models
Colours

Wheels
Interior
Optional Features

Key Features
Dimensions and Capabilities
Technical Specification

Performance and Key Data
Accessories

◀ ▶
Build & Price
Home

Print
Save
Exit

COLOUR AND TRIM MATRIX

COLOURWAYS		EBONY/IVORY			EBONY/TAN		EBONY/PIMENTO		ESPRESSO/ IVORY/TAN	ESPRESSO/IVORY/ SAVANNAH	EBONY/LUNAR/ CIRRUS	EBONY/LUNAR/ SAVANNAH	
		(page 33)			(page 34)		(page 35)		(page 36)	(page 37)	(page 38)	(page 39)	
INTERIOR COLOUR													
Seat Colour		Ebony	Ivory	Ebony/ Ivory	Tan	Ebony/ Tan	Pimento	Ebony/ Pimento	Espresso/Ivory/ Tan	Espresso/Ivory/ Savannah	Ebony/Lunar/ Cirrus	Ebony/Lunar/ Savannah	
Carpet		Ebony			Ebony		Ebony		Espresso	Espresso	Ebony	Ebony	
MODEL													
SE (Grained Leather)		–	–	–	–	–	–	–	–	–	–	–	
HSE (Oxford Perforated Leather)		o	o	–	–	–	–	–	–	–	–	–	
HSE Dynamic (Oxford Perforated Leather)		o	o	–	o	–	o	–	–	–	–	–	
Autobiography Dynamic (Oxford Perforated Leather with Autobiography Pattern)		o	o	o	o	o	o	o	o	o	o	o	
TRIM FINISHER													
Dark Brushed Aluminium Finisher		–	–	–	–	–	–	–	–	–	–	–	
Micro Mesh Aluminium Finisher		o	o	–	–	–	–	–	–	–	–	–	
Sport Textured Aluminium Finisher		o	o	–	o	–	o	–	–	–	–	–	
Dark Engine Turned Aluminium Finisher		o	o	o	o	o	o	o	o	o	o	o	
Shadow Zebrano Wood Veneer		o	o	o	–	–	–	–	o	o	–	–	
Dark Grey Oak Wood Veneer		–	–	–	o	o	o	o	–	–	o	o	
Grand Black Wood Veneer		o	o	o	o	o	o	o	o	o	o	o	
EXTERIOR COLOUR													
Fuji White		o	o	o	▲	o	o	o	o	o	▲	o	
Indus Silver		o	o	o	o	o	o	o	o	o	o	o	
Ipanema Sand		o	o	o	o	o	o	o	o	o	o	o	
Luxor		o	o	o	o	o	o	o	▲	o	o	o	
Scotia Grey		o	o	o	o	o	o	o	o	o	o	o	
Nara Bronze		o	o	o	o	o	o	o	▲	o	o	o	
Corris Grey		o	o	o	▲	o	o	▲	o	o	▲	▲	
Causeway Grey		o	o	▲	o	▲	▲	o	o	o	▲	▲	
Firenze Red		▲	o	o	–	–	o	▲	o	–	o	–	
Chile		o	o	o	o	o	o	o	o	–	o	–	
Aintree Green		o	o	o	o	o	o	o	o	o	o	o	
Loire Blue		o	▲	o	o	o	o	o	o	o	o	o	
Mariana Black		o	▲	o	o	o	o	o	o	o	o	o	
Santorini Black		o	▲	▲	o	▲	▲	o	o	o	o	▲	
Barossa		o	o	o	o	o	o	o	–	–	–	–	
Havana		▲	o	o	▲	o	o	o	o	▲	o	o	
Barolo Black		o	o	o	o	o	o	▲	o	o	o	o	

▲ Combination is Designer's Choice o Combination is Available – Not Available.
The above table is designed as a guide. Please contact your nearest Land Rover Dealership for more information.

STEP 5 CHOOSE YOUR INTERIOR

Engines and Fuel Economy
Models
Colours

Wheels
Interior
Optional Features

Key Features
Dimensions and Capabilities
Technical Specification

Performance and Key Data
Accessories

◀ ▶
Build & Price
Home

Print
Save
Exit

STEP 5 CHOOSE YOUR INTERIOR – CHOICES

Colour choices

Each interior comes in up to three colour combinations. You can now use this section to place your chosen colourway within the vehicle to personalise your cabin. A choice of trim finishers are also available.

- 1 Instrument Panel Upper
- 2 Instrument Panel Lower
- 3 Door Top Roll
- 4 Door Armrest
- 5 Door Lower



COLOURWAYS	1. INSTRUMENT PANEL UPPER	2. INSTRUMENT PANEL LOWER	3. DOOR TOP ROLL	4. DOOR ARMREST	5. DOOR LOWER
Ebony/Lunar	Ebony	Lunar	Lunar	Lunar	Ebony
Espresso/Almond	Espresso	Almond	Almond	Almond	Almond
Ebony/Cirrus	Ebony	Cirrus	Cirrus	Cirrus	Ebony
Espresso/Ivory	Espresso	Ivory	Ivory	Ivory	Ivory
Ebony/Ivory	Ebony	Ivory	Ivory	Ivory	Ebony
Ebony/Tan	Ebony	Tan	Tan	Tan	Ebony
Ebony/Pimento	Ebony	Pimento	Pimento	Pimento	Ebony
Espresso/Ivory/Tan	Espresso	Ivory	Ivory	Tan	Ivory
Espresso/Ivory/Savannah	Espresso	Ivory	Ivory	Savannah	Ivory
Ebony/Lunar/Cirrus	Ebony	Lunar	Lunar	Cirrus	Ebony
Ebony/Lunar/Savannah	Ebony	Lunar	Lunar	Savannah	Ebony

STEP 5 CHOOSE YOUR INTERIOR

Engines and Fuel Economy
Models
Colours

Wheels
Interior
Optional Features

Key Features
Dimensions and Capabilities
Technical Specification

Performance and Key Data
Accessories

◀ ▶
Build & Price
Home

Print
Save
Exit

STEP 5 CHOOSE YOUR INTERIOR – CHOICES

Ebony / Lunar (available on SE, HSE, HSE Dynamic, Autobiography Dynamic)



Interior Shown:
HSE interior in Ebony/Lunar,
with Ebony seats and Dark Brushed
Aluminium Finisher.

Seat Choices



Ebony ▲◆◆



Lunar ■◆◆



Ebony/Lunar ◆

Trim Finisher Choices



Dark Brushed Aluminium Finisher ▲



Micro Mesh Aluminium Finisher ■



Sport Textured Aluminium Finisher ●



Dark Engine Turned Aluminium Finisher ◆



Grand Black Wood Veneer ■◆◆



Dark Grey Oak Wood Veneer ▲◆◆

This interior is available in:
Grained leather on SE models
Oxford leather on HSE models
Oxford leather with Autobiography Pattern
on Autobiography models.

For specific colourway options please [click here](#).
For specific combinations of veneers and headlining
for your model please refer to **Optional Features**.

- ▲ SE
- HSE
- HSE Dynamic
- ◆ Autobiography Dynamic

STEP 5 CHOOSE YOUR INTERIOR

Engines and Fuel Economy
Models
Colours

Wheels
Interior
Optional Features

Key Features
Dimensions and Capabilities
Technical Specification

Performance and Key Data
Accessories

◀ ▶
Build & Price
Home

Print
Save
Exit

STEP 5 CHOOSE YOUR INTERIOR – CHOICES

Espresso / Almond (available on SE, HSE, HSE Dynamic, Autobiography Dynamic)



Interior shown:
Autobiography interior in
Espresso/Almond, with Espresso/
Almond seats and Shadow
Zebrano Wood Veneer.

Seat Choices



Espresso ■◆◆



Almond ▲■◆◆



Espresso/Almond ◆

Trim Finisher Choices



Dark Brushed Aluminium Finisher ▲



Micro Mesh Aluminium Finisher ■



Sport Textured Aluminium Finisher ●



Dark Engine Turned Aluminium Finisher ◆



Grand Black Wood Veneer ■◆◆



Shadow Zebrano Wood Veneer ▲■◆◆

This interior is available in:
Grained leather on SE models
Oxford leather on HSE models
Oxford leather with Autobiography Pattern
on Autobiography models.

For specific colourway options please [click here](#).
For specific combinations of veneers and headlining
for your model please refer to **Optional Features**.

- ▲ SE
- HSE
- HSE Dynamic
- ◆ Autobiography Dynamic

STEP 5 CHOOSE YOUR INTERIOR

Engines and Fuel Economy
Models
Colours

Wheels
Interior
Optional Features

Key Features
Dimensions and Capabilities
Technical Specification

Performance and Key Data
Accessories

◀ ▶
Build & Price
Home

Print
Save
Exit

STEP 5 CHOOSE YOUR INTERIOR – CHOICES

Ebony / Cirrus (available on SE, HSE, HSE Dynamic, Autobiography Dynamic)



Interior shown:
HSE interior in Ebony/Cirrus,
with Ebony seats and
Grand Black Wood Veneer.

Seat Choices



Ebony ■◆◆



Cirrus ▲■◆◆



Ebony/Cirrus◆

Trim Finisher Choices



Dark Brushed Aluminium Finisher ▲



Micro Mesh Aluminium Finisher ■



Sport Textured Aluminium Finisher◆



Dark Engine Turned Aluminium Finisher◆◆



Grand Black Wood Veneer ■◆◆



Dark Grey Oak Wood Veneer ▲■◆◆

This interior is available in:
Grained leather on SE models
Oxford leather on HSE models
Oxford leather with Autobiography Pattern
on Autobiography models.

For specific colourway options please [click here](#).
For specific combinations of veneers and headlining
for your model please refer to **Optional Features**.

- ▲ SE
- HSE
- HSE Dynamic
- ◆ Autobiography Dynamic

STEP 5 CHOOSE YOUR INTERIOR

Engines and Fuel Economy
Models
Colours

Wheels
Interior
Optional Features

Key Features
Dimensions and Capabilities
Technical Specification

Performance and Key Data
Accessories

◀ ▶
Build & Price
Home

Print
Save
Exit

STEP 5 CHOOSE YOUR INTERIOR – CHOICES

Espresso / Ivory (available on HSE, HSE Dynamic, Autobiography Dynamic)



Interior shown:
Autobiography interior in
Espresso/Ivory, with Espresso/
Ivory seats and Micro Mesh
Aluminium Finisher.

Seat Choices



Espresso ■◆



Ivory ■◆



Espresso/Ivory◆

Trim Finisher Choices



Micro Mesh Aluminium Finisher ■



Sport Textured Aluminium Finisher ●



Dark Engine Turned Aluminium Finisher◆



Grand Black Wood Veneer ■◆



Shadow Zebrano Wood Veneer ■◆

This interior is available in:
Oxford leather on HSE models
Oxford leather with Autobiography Pattern
on Autobiography models.

For specific colourway options please [click here](#).
For specific combinations of veneers and headlining
for your model please refer to **Optional Features**.

- ▲ SE
- HSE
- HSE Dynamic
- ◆ Autobiography Dynamic

STEP 5 CHOOSE YOUR INTERIOR

Engines and Fuel Economy
Models
Colours

Wheels
Interior
Optional Features

Key Features
Dimensions and Capabilities
Technical Specification

Performance and Key Data
Accessories

◀ ▶
Build & Price
Home

Print
Save
Exit

STEP 5 CHOOSE YOUR INTERIOR – CHOICES

Ebony / Ivory (HSE, HSE Dynamic, Autobiography Dynamic)



Interior shown:
Autobiography interior in
Ebony/Ivory, with Ebony/Ivory
seats and Micro Mesh
Aluminium Finisher.

Seat Choices



Ebony ■◆◆



Ivory ■◆◆



Ebony/Ivory ◆

Trim Finisher Choices



Micro Mesh Aluminium Finisher ■



Sport Textured Aluminium Finisher ●



Dark Engine Turned Aluminium Finisher ◆



Grand Black Wood Veneer ■◆◆



Shadow Zebrano Wood Veneer ■◆◆

This interior is available in:
Oxford leather on HSE models
Oxford leather with Autobiography Pattern
on Autobiography models.

For specific colourway options please [click here](#).
For specific combinations of veneers and headlining
for your model please refer to **Optional Features**.

- ▲ SE
- HSE
- HSE Dynamic
- ◆ Autobiography Dynamic

STEP 5 CHOOSE YOUR INTERIOR

Engines and Fuel Economy
Models
Colours

Wheels
Interior
Optional Features

Key Features
Dimensions and Capabilities
Technical Specification

Performance and Key Data
Accessories

◀ ▶
Build & Price
Home

Print
Save
Exit

STEP 5 CHOOSE YOUR INTERIOR – CHOICES

Ebony / Tan (available on HSE Dynamic and Autobiography Dynamic only)



Interior shown:
Autobiography Dynamic interior
in Ebony/Tan, with Ebony/Tan seats
and Dark Grey Oak Wood Veneer.

Seat Choices



Tan ♦♦



Ebony/Tan ♦

Trim Finisher Choices



Sport Textured Aluminium Finisher ●



Dark Engine Turned Aluminium Finisher ♦



Dark Grey Oak Wood Veneer ♦♦



Grand Black Wood Veneer ♦♦

This interior is available in:
Oxford leather on HSE models
Oxford leather with Autobiography Pattern
on Autobiography models.

For specific colourway options please [click here](#).
For specific combinations of veneers and headlining
for your model please refer to **Optional Features**.

▲ SE
■ HSE
● HSE Dynamic
♦ Autobiography Dynamic

STEP 5 CHOOSE YOUR INTERIOR

Engines and Fuel Economy
Models
Colours

Wheels
Interior
Optional Features

Key Features
Dimensions and Capabilities
Technical Specification

Performance and Key Data
Accessories

◀ ▶
Build & Price
Home

Print
Save
Exit

STEP 5 CHOOSE YOUR INTERIOR – CHOICES

Ebony / Pimento (available on HSE Dynamic and Autobiography Dynamic only)



Interior shown:
Autobiography Dynamic interior in
Ebony/Pimento, with Ebony/Pimento
seats and Dark Engine Turned
Aluminium Finisher.

Seat Choices



Pimento ♦♦



Ebony/Pimento ♦

Trim Finisher Choices



Sport Textured Aluminium Finisher ●



Dark Engine Turned Aluminium Finisher ♦



Dark Grey Oak Wood Veneer ♦♦



Grand Black Wood Veneer ♦♦

This interior is available in:
Oxford leather on HSE models
Oxford leather with Autobiography pattern
on Autobiography models.

For specific colourway options please [click here](#).
For specific combinations of veneers and headlining
for your model please refer to **Optional Features**.

▲ SE
■ HSE
● HSE Dynamic
♦ Autobiography Dynamic

STEP 5 CHOOSE YOUR INTERIOR

Engines and Fuel Economy
Models
Colours

Wheels
Interior
Optional Features

Key Features
Dimensions and Capabilities
Technical Specification

Performance and Key Data
Accessories

◀ ▶
Build & Price
Home

Print
Save
Exit

STEP 5 CHOOSE YOUR INTERIOR – CHOICES

Espresso / Ivory / Tan (available on Autobiography Dynamic only)



Interior shown:
Autobiography interior in
Espresso/Ivory/Tan, with Espresso/
Ivory/Tan seats and Shadow
Zebrano Wood Veneer.

Seat Choices



Espresso/Ivory/Tan

Trim Finisher Choices



Dark Engine Turned Aluminium Finisher



Shadow Zebrano Wood Veneer



Grand Black Wood Veneer

This interior is available in:
Oxford leather with Autobiography Pattern
on Autobiography models.

For specific colourways please [click here](#).
For specific combinations of veneers and headlining
for your model please refer to **Optional Features**.

STEP 5 CHOOSE YOUR INTERIOR

Engines and Fuel Economy
Models
Colours

Wheels
Interior
Optional Features

Key Features
Dimensions and Capabilities
Technical Specification

Performance and Key Data
Accessories

◀ ▶
Build & Price
Home

Print
Save
Exit

STEP 5 CHOOSE YOUR INTERIOR – CHOICES

Espresso / Ivory / Savannah (available on Autobiography Dynamic only)



Interior shown:
Autobiography interior in
Espresso/Ivory/Savannah,
with Espresso/Ivory/Savannah
seats and Grand Black
Wood Veneer.

Seat Choices



Espresso/Ivory/Savannah

Trim Finisher Choices



Dark Engine Turned Aluminium Finisher



Shadow Zebrano Wood Veneer



Grand Black Wood Veneer

This interior is available in:
Oxford leather with Autobiography Pattern
on Autobiography models.

For specific colourways please [click here](#).
For specific combinations of veneers and headlining
for your model please refer to **Optional Features**.

STEP 5 CHOOSE YOUR INTERIOR

Engines and Fuel Economy
Models
Colours

Wheels
Interior
Optional Features

Key Features
Dimensions and Capabilities
Technical Specification

Performance and Key Data
Accessories

◀ ▶
Build & Price
Home

Print
Save
Exit

STEP 5 CHOOSE YOUR INTERIOR – CHOICES

Ebony / Lunar / Cirrus (available on Autobiography Dynamic only)



Interior shown:
Autobiography Dynamic interior
in Ebony/Lunar/Cirrus, with Ebony/
Lunar/Cirrus seats and Dark Grey
Oak Wood Veneer.

Seat Choices



Ebony/Lunar/Cirrus

Trim Finisher Choices



Dark Engine Turned Aluminium Finisher



Dark Grey Oak Wood Veneer



Grand Black Wood Veneer

This interior is available in:
Oxford leather with Autobiography Pattern
on Autobiography models.

For specific colourways please [click here](#).
For specific combinations of veneers and headlining
for your model please refer to **Optional Features**.

STEP 5 CHOOSE YOUR INTERIOR

Engines and Fuel Economy
Models
Colours

Wheels
Interior
Optional Features

Key Features
Dimensions and Capabilities
Technical Specification

Performance and Key Data
Accessories

◀ ▶
Build & Price
Home

Print
Save
Exit

STEP 5 CHOOSE YOUR INTERIOR – CHOICES

Ebony / Lunar / Savannah (available on Autobiography Dynamic)



Interior shown:
Autobiography Dynamic interior
in Ebony/Lunar/Savannah,
with Ebony/Lunar/Savannah seats
and Dark Grey Oak Wood Veneer.

Seat Choices



Ebony/Lunar/Savannah

Trim Finisher Choices



Dark Engine Turned Aluminium Finisher



Dark Grey Oak Wood Veneer



Grand Black Wood Veneer

This interior is available in:
Oxford leather with Autobiography Pattern
on Autobiography models.

For specific colourways please [click here](#).
For specific combinations of veneers and headlining
for your model please refer to **Optional Features**.

STEP 5 CHOOSE YOUR INTERIOR

Engines and Fuel Economy
Models
Colours

Wheels
Interior
Optional Features

Key Features
Dimensions and Capabilities
Technical Specification

Performance and Key Data
Accessories

◀ ▶
Build & Price
Home

Print
Save
Exit

STEP 6 CHOOSE YOUR OPTIONS

Engine Transmission, Suspension and Driving Dynamics

	OPTION CODE	SE	HSE	HSE DYNAMIC	AUTOBIOGRAPHY DYNAMIC	LIST PRICE	VAT	RETAIL PRICE
Paddle Shift	078CB	<input type="checkbox"/>	<input checked="" type="checkbox"/>	<input checked="" type="checkbox"/>	<input checked="" type="checkbox"/>	£166.67	£33.33	£200.00
Premium Noble Plated Paddle Shift	078CC	<input type="checkbox"/>	<input type="checkbox"/>	<input type="checkbox"/>	<input type="checkbox"/>	£208.33	£41.67	£250.00
		<input type="checkbox"/>	<input type="checkbox"/>	<input type="checkbox"/>	<input type="checkbox"/>	£41.67	£8.33	£50.00
Off Road Pack (SDV6 only) – includes twin speed transfer box and Terrain Response® 2 Auto (1) and adaptive dynamics	074QA	<input type="checkbox"/>	<input type="checkbox"/>	<input type="checkbox"/>	<input type="checkbox"/>	£341.67	£68.33	£410.00
On / Off Road Pack (SDV6 only) – includes twin speed transfer box, Terrain Response® 2 Auto (including Dynamic program), Dynamic Response™ and Torque Vectoring	074QC	<input type="checkbox"/>	<input type="checkbox"/>	<input type="checkbox"/>	<input type="checkbox"/>	£2,808.33	£561.67	£3,370.00
20 inch Red brake calipers (not available on TDV6)	020BE	<input type="checkbox"/>	<input type="checkbox"/>	<input type="checkbox"/>	<input checked="" type="checkbox"/>	£275.00	£55.00	£330.00

Exterior Features and Finishers

	OPTION CODE	SE	HSE	HSE DYNAMIC	AUTOBIOGRAPHY DYNAMIC	LIST PRICE	VAT	RETAIL PRICE
ROOF AND EXTERIOR STYLING								
Sliding panoramic roof includes power blinds	041CZ	<input type="checkbox"/>	<input type="checkbox"/>	<input type="checkbox"/>	<input checked="" type="checkbox"/>	£1,250.00	£250.00	£1,500.00
Contrast roof – (Corris Grey) (2)	080EE	<input type="checkbox"/>	<input type="checkbox"/>	<input type="checkbox"/>	nco	£416.67	£83.33	£500.00
Contrast roof – (Indus Silver) (2)	080AD	<input type="checkbox"/>	<input type="checkbox"/>	<input type="checkbox"/>	nco	£416.67	£83.33	£500.00
Contrast roof – (Santorini Black) (2)	080AN	<input type="checkbox"/>	<input type="checkbox"/>	<input type="checkbox"/>	nco	£416.67	£83.33	£500.00
Painted side sills and bumpers (requires contrast roof)		<input type="checkbox"/>	<input type="checkbox"/>	<input type="checkbox"/>	<input checked="" type="checkbox"/>	–	–	–
GLASS AND EXTERIOR MIRRORS								
Solar attenuating windscreen (not available with privacy glass)	047AH	<input type="checkbox"/>	<input type="checkbox"/>	<input type="checkbox"/>	<input type="checkbox"/>	£375.00	£75.00	£450.00
Privacy glass	047AB	<input type="checkbox"/>	<input type="checkbox"/>	<input type="checkbox"/>	<input type="checkbox"/>	£250.00	£50.00	£300.00
Power adjustable, heated powerfold exterior mirrors with approach lamps, memory and auto dimming (3)	031EB	<input type="checkbox"/>	<input type="checkbox"/>	<input type="checkbox"/>	<input type="checkbox"/>	£154.17	£30.83	£185.00
HEADLAMPS AND LIGHTING								
Front fog lamps	064AP	<input type="checkbox"/>	<input checked="" type="checkbox"/>	<input checked="" type="checkbox"/>	<input checked="" type="checkbox"/>	£116.67	£23.33	£140.00
Adaptive Xenon headlamps with LED signature (includes headlamp power wash)	064DI	<input type="checkbox"/>	<input type="checkbox"/>	<input type="checkbox"/>	<input type="checkbox"/>	£250.00	£50.00	£300.00
Automatic headlamps with High Beam Assist (AHBA) (requires Xenon or Xenon adaptive headlights)	030NT	<input type="checkbox"/>	<input type="checkbox"/>	<input type="checkbox"/>	<input checked="" type="checkbox"/>	£125.00	£25.00	£150.00
PAINT								
Solid paint	024BC	nco	nco	nco	nco	–	–	–
Metallic paint	024AZ	<input checked="" type="checkbox"/>	nco	nco	nco	–	–	–
Premium metallic paint	024BR	<input type="checkbox"/>	<input checked="" type="checkbox"/>	<input checked="" type="checkbox"/>	<input checked="" type="checkbox"/>	£666.67	£133.33	£800.00

(1) For Dynamic program, Dynamic Response™ or Torque Vectoring see On / Off Road Pack
(2) Contrast roof when selected on Autobiography Dynamic includes painted side sills and bumpers
(3) Only available with auto dimming exterior mirrors
■ Standard □ Optional nco No Cost Option – Not Available.

Visit [landrover.co.uk](https://www.landrover.co.uk) for more information.

STEP 6 CHOOSE YOUR OPTIONS

Engines and Fuel Economy
Models
Colours

Wheels
Interior
Optional Features

Key Features
Dimensions and Capabilities
Technical Specification

Performance and Key Data
Accessories

◀ ▶
Build & Price
Home

Print
Save
Exit

STEP 6 CHOOSE YOUR OPTIONS

Wheels and Wheel Options

	OPTION CODE	SE	HSE	HSE DYNAMIC	AUTOBIOGRAPHY DYNAMIC	LIST PRICE	VAT	RETAIL PRICE
19 inch five split-spoke Sparkle Silver 'Style 1' (1)	029SA	■	–	–	–	–	–	–
20 inch five split-spoke Stormer Sparkle Silver 'Style 12'	029SB	□	■	nco	nco	£1,000.00	£200.00	£1,200.00
21 inch five split-spoke 'Style 14'	029SD	□	–	–	–	£1,666.67	£333.33	£2,000.00
21 inch five split-spoke Diamond Turned Finish 'Style 15'	029SE	–	□	nco	nco	£1,000.00	£200.00	£1,200.00
21 inch five split-spoke 'Style 16'	029SW	–	–	–	■	£1,333.33	£266.67	£1,600.00
22 inch five split-spoke 'Style 6' (1)	029SF	□	–	–	–	£2,333.33	£466.67	£2,800.00
		–	□	–	–	£1,666.67	£333.33	£2,000.00
		–	–	□	□	£1,000.00	£200.00	£1,200.00
22 inch five split-spoke 'Style 17' (1)	029SY	–	–	–	□	£1,000.00	£200.00	£1,200.00
Tyre repair system	029FJ	nco	nco	nco	nco	–	–	–
Full size spare wheel (1)	050AQ	□	□	□	□	£166.67	£33.33	£200.00

Information, Communication and Entertainment

	OPTION CODE	SE	HSE	HSE DYNAMIC	AUTOBIOGRAPHY DYNAMIC	LIST PRICE	VAT	RETAIL PRICE
Meridian™ surround sound audio system (825W) with 19 speakers	025LN	□	□	□	■	£833.33	£166.67	£1,000.00
Meridian signature reference audio system (1700W) with 23 speakers	025LV	□	□	□	–	£4,166.67	£833.33	£5,000.00
		–	–	–	□	£3,333.33	£666.67	£4,000.00
Rear seat entertainment includes DVD and solid state player, with remote control with Touch-screen display and two sets of WhiteFire® wireless headphones (one USB in 2nd row) (2)	129AH	□	□	□	□	£1,250.00	£250.00	£1,500.00
Analogue and Digital TV	129AK	□	□	□	□	£666.67	£133.33	£800.00
Touch-screen with Dual View technology (includes one set of WhiteFire® wireless headphones) (2)	087AM	□	□	□	□	£500.00	£100.00	£600.00

(1) Not available with Powered 5+2 seats
(2) Requires Meridian™ surround sound audio system (825W) and 60:40 folding with load through
■ Standard □ Optional nco No Cost Option – Not Available.

STEP 6 CHOOSE YOUR OPTIONS

Engines and Fuel Economy
Models
Colours

Wheels
Interior
Optional Features

Key Features
Dimensions and Capabilities
Technical Specification

Performance and Key Data
Accessories

◀ ▶
Build & Price
Home

Print
Save
Exit

STEP 6 CHOOSE YOUR OPTIONS

Seating, Interior Features and Finishers

	OPTION CODE	SE	HSE	HSE DYNAMIC	AUTOBIOGRAPHY DYNAMIC	LIST PRICE	VAT	RETAIL PRICE
SEATING								
Style 2 – 14-way driver / 14-way passenger front powered seats with electric seat adjustment, armrests and four-way lumbar	033KZ	□	–	–	–	£825.00	£165.00	£990.00
Style 3 – 14-way driver / 14-way passenger front powered seats with memory, electric seat adjustment, armrests and four-way lumbar	033KZ	□	■	■	–	£1,387.50	£277.50	£1,665.00
Style 5 – 18-way driver / 18-way passenger front powered seats with memory, electric seat adjustment, armrests, four-way lumbar and power headrest	033UA	–	□	□	■	£250.00	£50.00	£300.00
Heated front seats with heated rear seats	033EQ	□	■	■	■	£266.67	£53.33	£320.00
Climate front seats with heated rear seats (4)	033GQ	–	□	□	■	£416.67	£83.33	£500.00
Climate front seats with climate rear seats (4)	033IN	–	–	–	(□)	£416.67	£83.33	£500.00
		–	(□)	(□)	–	£833.33	£166.67	£1,000.00
60:40 folding rear seats with load through	033CW	□	□	□	□	£83.33	£16.67	£100.00
Powered 5+2 seating (1)	033BI	□	□	□	□	£1,250.00	£250.00	£1,500.00
Powered 5+2 seating with Rear Auxillary Climate Pack (1)(2)	074MW	□	□	□	□	£1,716.67	£343.33	£2,060.00
STEERING WHEEL								
Power adjustable steering column (entry and exit tilt away with reach / rake on steering wheel)	049AL	□	■	■	■	£216.67	£43.33	£260.00
Leather heated steering wheel with multi-functional controls	032DV	□	□	□	■	£145.83	£29.17	£175.00
TRIM FINISH								
Shadow Zebrano Wood veneer (3)	088HB	□	nco	nco	nco	£291.67	£58.33	£350.00
Dark Grey Oak Wood veneer (3)	088GM	□	nco	nco	nco	£291.67	£58.33	£350.00
Grand Black Wood veneer	088HS	–	□	□	□	£291.67	£58.33	£350.00
Front and rear carpet mats	079AJ	□	■	■	–	£83.33	£16.67	£100.00
		□	–	–	■	£137.50	£27.50	£165.00
Front and rear premium carpet mats	079CA	–	□	□	■	£54.17	£10.83	£65.00
Aluminium treadplates with Range Rover lettering	048AR	□	■	–	–	£125.00	£25.00	£150.00
		□	–	■	■	£625.00	£125.00	£750.00
Illuminated Aluminium treadplates with Range Rover lettering	048BD	–	□	■	■	£500.00	£100.00	£600.00
Morzine headlining (Cirrus and Ivory dependent on colourway)	088HH	■	■	■	nco	–	–	–
Morzine headlining (Ebony)	088HH	□	□	□	nco	£250.00	£50.00	£300.00
Alston headlining (Cirrus, Ivory and Ebony dependent on colourway)	088HE	□	□	□	■	£833.33	£166.67	£1,000.00

Safety and Security

	OPTION CODE	SE	HSE	HSE DYNAMIC	AUTOBIOGRAPHY DYNAMIC	LIST PRICE	VAT	RETAIL PRICE
First aid kit	056AZ	□	□	□	□	£25.00	£5.00	£30.00

(1) Not available with 19 inch or 20 inch alloy wheels. Requires 60:40 load through and Tyre Repair System (2) Requires four-zone climate control
(3) Please see page 24 and 25 for Colour and Trim matrix for availability (4) Requires three or four-zone climate control
■ Standard □ Optional nco No Cost Option – Not Available.

STEP 6 CHOOSE YOUR OPTIONS

Engines and Fuel Economy
Models
Colours

Wheels
Interior
Optional Features

Key Features
Dimensions and Capabilities
Technical Specification

Performance and Key Data
Accessories

◀ ▶
Build & Price
Home

Print
Save
Exit

STEP 6 CHOOSE YOUR OPTIONS

Comfort and Convenience Features

	OPTION CODE	SE	HSE	HSE DYNAMIC	AUTOBIOGRAPHY DYNAMIC	LIST PRICE	VAT	RETAIL PRICE
VEHICLE AIDS								
Front parking aid with front visual display	086EG	<input type="checkbox"/>	<input checked="" type="checkbox"/>	<input checked="" type="checkbox"/>	<input checked="" type="checkbox"/>	£250.00	£50.00	£300.00
Park Assist (1)	086GZ	<input type="checkbox"/>	<input type="checkbox"/>	<input type="checkbox"/>	<input type="checkbox"/>	£375.00	£75.00	£450.00
Rear view camera	086FA	<input type="checkbox"/>	<input checked="" type="checkbox"/>	<input checked="" type="checkbox"/>	<input checked="" type="checkbox"/>	£250.00	£50.00	£300.00
Surround camera system	086GC	<input type="checkbox"/>	–	–	–	£833.33	£166.67	£1,000.00
Blind spot monitor with closing vehicle sensing (2)	086GH	<input type="checkbox"/>	<input type="checkbox"/>	<input type="checkbox"/>	<input type="checkbox"/>	£583.33	£116.67	£700.00
Blind spot monitor with closing vehicle sensing and reverse traffic detection (2)	086GF	<input type="checkbox"/>	<input type="checkbox"/>	<input type="checkbox"/>	<input type="checkbox"/>	£333.33	£66.67	£400.00
Wade Sensing™	075EA	<input type="checkbox"/>	<input type="checkbox"/>	<input type="checkbox"/>	<input type="checkbox"/>	£416.67	£83.33	£500.00
Wade Sensing™ plus blind spot monitor with closing vehicle sensing and reverse traffic detection (3)	074NG	<input type="checkbox"/>	<input type="checkbox"/>	<input type="checkbox"/>	<input type="checkbox"/>	£208.33	£41.67	£250.00
Adaptive Cruise Control with Queue Assist, intelligent emergency braking and active seat belts	065AG	<input type="checkbox"/>	<input type="checkbox"/>	<input type="checkbox"/>	<input checked="" type="checkbox"/>	£625.00	£125.00	£750.00
Homelink® (4)	025FG	<input type="checkbox"/>	<input type="checkbox"/>	<input type="checkbox"/>	<input type="checkbox"/>	£1,250.00	£250.00	£1,500.00
Soft door close (5)	076FC	<input type="checkbox"/>	<input type="checkbox"/>	<input type="checkbox"/>	<input type="checkbox"/>	£166.67	£33.33	£200.00
Keyless entry	066AC	<input type="checkbox"/>	<input checked="" type="checkbox"/>	<input checked="" type="checkbox"/>	<input checked="" type="checkbox"/>	£366.67	£73.33	£440.00
Remote park heat	043AV	<input type="checkbox"/>	<input type="checkbox"/>	<input type="checkbox"/>	<input type="checkbox"/>	£666.67	£133.33	£800.00
Extra large additional washer bottle	039BB	<input type="checkbox"/>	<input type="checkbox"/>	<input type="checkbox"/>	<input type="checkbox"/>	£833.33	£166.67	£1,000.00
		<input type="checkbox"/>	<input type="checkbox"/>	<input type="checkbox"/>	<input type="checkbox"/>	£25.00	£5.00	£30.00
INTERIOR FEATURES								
Twin blade sunvisor	115AP	<input type="checkbox"/>	<input type="checkbox"/>	<input type="checkbox"/>	<input type="checkbox"/>	£41.67	£8.33	£50.00
Front centre console cooler compartment	038EA	<input type="checkbox"/>	<input type="checkbox"/>	<input type="checkbox"/>	<input checked="" type="checkbox"/>	£187.50	£37.50	£225.00
Three-zone climate control	022BC	<input type="checkbox"/>	<input type="checkbox"/>	<input type="checkbox"/>	<input checked="" type="checkbox"/>	£375.00	£75.00	£450.00
Four-zone climate control	022BG	<input type="checkbox"/>	<input type="checkbox"/>	<input type="checkbox"/>	–	£750.00	£150.00	£900.00
		–	–	–	<input type="checkbox"/>	£375.00	£75.00	£450.00
Customer configurable interior mood lighting	064FC	<input type="checkbox"/>	<input type="checkbox"/>	<input type="checkbox"/>	<input checked="" type="checkbox"/>	£191.67	£38.33	£230.00
Smokers Pack (Front and rear cigar lighter and ash tray)	094AA	nco	nco	nco	nco	–	–	–
LOADSPACE								
Loadspace stowage rails	135AH	<input type="checkbox"/>	<input type="checkbox"/>	<input type="checkbox"/>	<input type="checkbox"/>	£225.00	£45.00	£270.00

(1) Only available with rear view camera or surround camera, front and rear parking aids (2) Only available with auto dimming exterior mirrors
(3) Only available with auto dimming exterior mirrors and surround camera (4) Requires Automatic High Beam Assist (AHBA) is not required for Homelink® (5) Requires keyless entry
■ Standard □ Optional nco No Cost Option – Not Available.

STEP 6 CHOOSE YOUR OPTIONS

Engines and Fuel Economy
Models
Colours

Wheels
Interior
Optional Features

Key Features
Dimensions and Capabilities
Technical Specification

Performance and Key Data
Accessories

◀ ▶
Build & Price
Home

Print
Save
Exit

KEY FEATURES



STEP 6 CHOOSE YOUR OPTIONS

Engines and Fuel Economy
Models
Colours

Wheels
Interior
Optional Features

Key Features
Dimensions and Capabilities
Technical Specification

Performance and Key Data
Accessories

◀ ▶
Build & Price
Home

Print
Save
Exit

KEY FEATURES



Terrain Response® 2

Next generation Terrain Response® 2 is designed to monitor driving conditions and automatically optimises the vehicle's settings to suit the terrain. This gives you the ultimate in ride comfort on all surfaces including grass/gravel/snow, mud/ruts, sand and rock. And even if it is not in auto mode, it will let you know if you should select low range and off-road ride height.



Eight-speed Automatic Transmission with CommandShift® 2

All petrol and diesel engines in the all-new Range Rover Sport are paired with the advanced electronically controlled eight-speed automatic gearbox which has been tuned by Land Rover engineers to combine silky smooth shifting with exceptionally rapid responses and outstanding fuel economy. With eight closely-spaced ratios, gear changes are almost imperceptible, with each shift completed in just 200 milliseconds.



Electric Power Assisted Steering (EPAS)

The Electric Power Assisted Steering (EPAS) system helps to deliver accurate, consistent steering and agile cornering. Power assistance is speed-sensitive so the steering is light and responsive at lower speeds and firmer at higher speeds.



Adaptive Dynamics

Adaptive Dynamics monitors the vehicle's movements over 500 times a second, reacting to driver or road inputs virtually instantaneously, helping to give greater control and minimising body roll, for a composed ride. The system even senses off-road conditions and optimises damping accordingly.



Electronic Air Suspension

The all-new Range Rover Sport features a next-generation four corner air suspension system which delivers class-leading comfort and capabilities both on – and off-road. The air suspension system automatically switches between two ride heights when the off-road setting is selected. Maximum ground clearance is increased by 65mm above normal ride height at speeds less than 30mph.



Torque Vectoring

This system uses the vehicle's brake system to imitate the effect of a torque vectoring differential, constantly balancing the distribution of engine torque between the four wheels cornering, resulting in improved grip and steering and reduced understeer.

Visit landrover.co.uk for more information.

KEY FEATURES

Engines and Fuel Economy
Models
Colours

Wheels
Interior
Optional Features

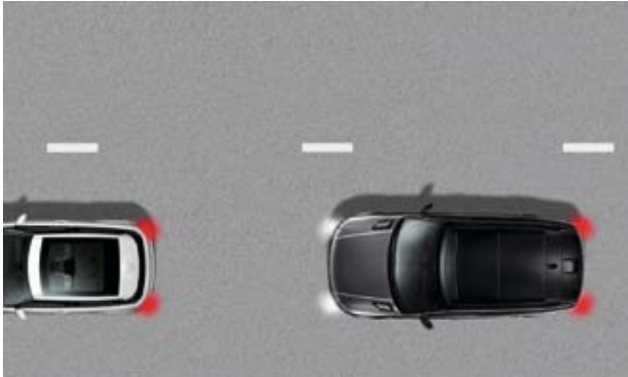
Key Features
Dimensions and Capabilities
Technical Specification

Performance and Key Data
Accessories

◀ ▶
Build & Price
Home

Print
Save
Exit

KEY FEATURES



Adaptive Cruise Control with Queue Assist, Intelligent Emergency Braking and Active Seat Belts

Adaptive Cruise Control (ACC) is an improved cruise control system that helps maintain a pre-set gap from the vehicle in front, even if it changes speed. Queue Assist extends the ACC functionality. It is designed to allow the vehicle to come to a stop when it reaches a traffic queue.

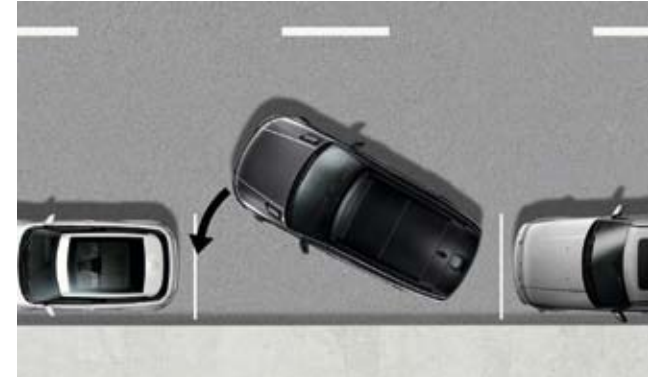
Intelligent Emergency Braking uses radar to detect vehicles travelling in the same direction and automatically reduces impact speed if it calculates that a frontal collision is unavoidable.



Blind Spot Monitor with Closing Vehicle Sensing

Using sensors mounted on the sides and the rear bumper, these systems are designed to see what you might miss. When a vehicle enters a blind spot, a warning light will show in the corresponding door mirror.

Closing Vehicle Sensing scans a zone much further behind the vehicle, to help detect vehicles which are closing quickly from behind and which could cause a threat during a lane change manoeuvre.



Park Assist

Using sensors, this feature identifies parking spaces and helps you parallel park in tight spots. The screen prompts you to select reverse and then automatically steers you into place. You stay in control using the brake and graphics in the instrument panel to guide you through each manoeuvre.



Reverse Traffic Detection

Using radar detectors in the rear of the vehicle the system is designed to warn you about potential collisions during reversing manoeuvres. The system can help detect a vehicle approaching from either side. When a target vehicle with a credible 'time to collision' is detected (a collision within three seconds or less), the system alerts the driver. Three warnings are given: an indicator lights up in the corresponding door mirror, an audible alert is sounded and a warning symbol is displayed on the camera screen.



Adaptive Xenon Headlamps (including headlamp powerwash)

Signature design LED lights combine distinctive design with highly practical capabilities: Dynamic Xenon lamps swivel to follow the road, while static bending lamps light the kerbside area in tight bends to give the driver a greater sense of confidence during night-time driving.



Full Thin Film Transistor (TFT) Instrument Panel

The 12.3 inch virtual instrument panel uses state-of-the-art, high-resolution display technology and the latest colour graphics for clear communication of the main vehicle functions and data. With elegant virtual dials resembling 3D chrome it can be tailored to display only information that is relevant to the current driving situation.

KEY FEATURES

Engines and Fuel Economy
Models
Colours

Wheels
Interior
Optional Features

Key Features
Dimensions and Capabilities
Technical Specification

Performance and Key Data
Accessories

◀ ▶
Build & Price
Home

Print
Save
Exit

KEY FEATURES



Interior Mood Lighting

New levels of ambient refinement and personalisation have been reached with the option of customer configurable lighting. Using a combination of coloured LEDs, this feature allows occupants to vary the shade, changing the ambience of the cabin to suit their mood. There are ten colours in total to suit every taste and mood, ranging from Spark Blue through to Ice White and Racing Red.



Dual View Touch-Screen

Dual View technology enables driver and front passenger to view completely independent display content via the Touch-screen, so the passenger can watch TV while the driver follows navigational instructions. Comes with one pair of WhiteFire® digital headphones.



Wade Sensing™

Using sensors in the wing mirrors when the vehicle is wading, it alerts the driver if the water is too deep. The feature is particularly useful when visibility is poor or when driving at night. Visual and audible displays indicate water height with tone increases as the depth rises.



Audio

The Meridian™ audio technology gives you stunning sound quality. The top of the range system features Meridian Signature Reference Audio with 23 speakers including subwoofer and 3D surround sound.



Rear Seat Entertainment

The Rear Seat Entertainment package ensures passengers can always be amused. With two eight-inch screens built into the front headrests, two pairs of WhiteFire® digital headphones, one USB in the second row and a dedicated remote control, passengers can feel truly at home with their choice of film, TV or music.



Climate Control and Park Heat

Choose three-zone climate control to benefit from separate controls for driver, front passenger and rear seats. The optional four-zone climate control helps give more control to rear passengers. Remote Park Heat with Timed Climate enables you to pre-heat or cool the vehicle with remote control and seven-day timer.

WhiteFire® is a registered trademark of Unwired Technology LLC and any use of such marks by Land Rover is under licence.

KEY FEATURES

Engines and Fuel Economy
Models
Colours

Wheels
Interior
Optional Features

Key Features
Dimensions and Capabilities
Technical Specification

Performance and Key Data
Accessories

Build & Price
Home

Print
Save
Exit

DIMENSIONS AND CAPABILITIES



Wheelbase 2,923mm

Overall length 4,850mm



Turning Circle

Kerb-to-kerb 12.1m
Wall-to-wall 12.6m
Turns lock-to-lock 2.78

Height
1,780mm



Front wheel track 1,690mm



Rear wheel track 1,685mm

Standard Ride Height

With roof rails 1,780mm
With roof antennae 1,801mm
With panoramic roof open 1,817mm
Access height air suspension setting will reduce each of the above by 50mm

Loadspace Capacity

Rear seats upright
Height 767mm, Width 1,285mm
Loadspace volume 784 litres
Loadspace width between arches 1,120mm
Length at floor 1,043mm-1,143mm

Rear seats forward
Height 767mm, Width 1,285mm
Loadspace volume 1,761 litres
Loadspace width between arches 1,120mm
Length at floor 1,871mm

Headroom

Maximum front headroom with panoramic roof 1,002mm
Rear headroom 993mm

Width 2,073mm mirrors folded
Width 2,220mm mirrors out



Obstacle Clearance

Off-road height 265mm
Standard ride height 200mm



	A	B	C
Ride Height			
Off-road	31.0°	24.6°	30.9°
Standard	25.8°	19.4°	26.4°



Wading Depth

Maximum wading depth 850mm

Visit landrover.co.uk for more information.

DIMENSIONS AND CAPABILITIES

Engines and Fuel Economy
Models
Colours

Wheels
Interior
Optional Features

Key Features
Dimensions and Capabilities
Technical Specification

Performance and Key Data
Accessories



Build & Price
Home

Print
Save
Exit

TECHNICAL SPECIFICATION

	TDV6	SDV6	V8 SUPERCHARGED
ENGINE DATA			
Capacity (cc)	2,993	2,993	4,999
No. of cylinders	6	6	8
Cylinder layout	Longitudinal V6	Longitudinal V6	Longitudinal V8
Valves per cylinder	4	4	4
Bore (mm)	84	84	92.5
Stroke (mm)	90	90	93
Compression ratio (:1)	16.1	16.1	9.5
Maximum power hp (kW) / rpm	258 (190) / 4,000	292 (215) / 4,000	510 (375) / 6,000 – 6,500
Maximum torque Nm / rpm	600 / 2,000	600 / 2,000	625 / 2,500 – 5,500
BRAKES			
Front type	Ventilated disc	Ventilated disc	Ventilated disc
Front diameter (mm)	350	380	380
Rear type	Ventilated disc	Ventilated disc	Ventilated disc
Rear diameter (mm)	350	365	365
Park Brake (DIH)	Electric Park Brake (EPB) integrated into brake caliper		

*Only available on Dynamic models.
■ Standard – Not Available.

PERFORMANCE AND KEY DATA

	TDV6	SDV6	V8 SUPERCHARGED
WEIGHTS (kg)			
Weight from	2,115	2,115	2,310
Maximum laden weight	3,000	3,001	3,050
Maximum mass on each axle (front)	1,500	1,500	1,500
Maximum mass on each axle (rear)	1,775	1,775	1,730
TOWING (kg)			
Unbraked trailer	750	750	750
Maximum towing	3,500	3,500	3,500
Maximum coupling point / nose weight	150	150	150
Maximum vehicle and trailer combination / Gross Train Weight	6,500	6,500	6,550
ROOF CARRYING (kg)			
Maximum roof load (including Roof Rails)	100	100	100
PERFORMANCE			
Maximum speed (mph)	130	130 (138*)	155
Acceleration (secs) 0-60mph	7.1	6.8	5.0
Fuel tank capacity – usable (litres)	77	77	105
Diesel Particulate Filter (DPF)	■	■	–

TECHNICAL SPECIFICATION, PERFORMANCE AND KEY DATA

Engines and Fuel Economy
Models
Colours

Wheels
Interior
Optional Features

Key Features
Dimensions and Capabilities
Technical Specification

Performance and Key Data
Accessories



Build & Price
Home

Print
Save
Exit

ACCESSORIES



Visit landrover.co.uk for more information.

ACCESSORIES

Engines and Fuel Economy
Models
Colours

Wheels
Interior
Optional Features

Key Features
Dimensions and Capabilities
Technical Specification

Performance and Key Data
Accessories

◀ ▶
Build & Price
Home

Print
Save
Exit

ACCESSORIES



Deployable Side Steps
VPLWP0191, VPLWP0192, VPLWP0177, VPLWP0173, VPLWP0178 (5 seat only)
VPLWP0179 (5+2 seating only)

These smart, practical steps make it easier to get in and out of the vehicle. Neatly stowed under the sills, the Side Steps automatically deploy as soon as the door is opened, or when activated by the key fob. They stow automatically when the door is closed.



Fixed Side Step
VPLGP0114

The Fixed Side Steps aid entry and exit to the vehicle and improve access to the roof. Design features include Range Rover branding and exterior bright work to complement vehicle styling cues.



Side Protection Tubes
VPLWP0154

Manufactured from stainless steel with a highly polished finish, this product helps protect the vehicle in off-road conditions. Its rugged off-road appearance complements the vehicle's exterior design.



Illuminated Treadplates
VPLWS0208

Illuminated treadplates are available on both the driver and front passenger sides of the vehicle to welcome you into the cabin.



Personalised Illuminated Treadplates
VPLWS0212 – Front
VPLWS0209 – Vehicle Set

You can personalise your vehicle further by adding a script of your choice in a variety of fonts which will be highlighted by subtle white illumination. Available as a full vehicle set (front pair personalised, rear pair Range Rover Branded) or as a front pair only.



Door Sill Outer Treadplate
VPLWS0207

A Stainless Steel enhancement for the outer door sills featuring a laser cut 'Sport' motif.

ACCESSORIES

Engines and Fuel Economy
Models
Colours

Wheels
Interior
Optional Features

Key Features
Dimensions and Capabilities
Technical Specification

Performance and Key Data
Accessories

◀ ▶
Build & Price
Home

Print
Save
Exit

ACCESSORIES



Stainless Steel Pedals
VPLGS0161

Stainless Steel pedals feature a bright design and hidden fixings for a clean finish.



Premium Carpet Mats
LR041633 – Ebony
LR041632 – Espresso

2050g weight deep pile carpet mats with waterproof backing.



Rubber Floor Mats
VPLWS0189

Rubber footwell mats for front and second row occupants help provide protection from general dirt.



Stainless Steel Front Undershield
VPLWP0162

The off-road inspired styled undershield features a premium bright polished finish for the front of the vehicle.



Stainless Steel Rear Undershield
VPLWP0163

Stainless Steel Rear Undershield (Towing)*
VPLWP0164



Body Side Mouldings
VPLWP0159

Providing protection for your door panels from accidental damage by adjacent vehicles. Painted to match your vehicle's body-colour, ensuring a premium finish and maintaining the overall aesthetics of your Range Rover Sport.

*Can be used with either Multi-Height Tow Bar and Armature VPLWT0112 or Electrically Deployable Tow Bar VPLWT0111.

ACCESSORIES

Engines and Fuel Economy
Models
Colours

Wheels
Interior
Optional Features

Key Features
Dimensions and Capabilities
Technical Specification

Performance and Key Data
Accessories

◀ ▶
Build & Price
Home

Print
Save
Exit

ACCESSORIES



Luggage Divider – Full Height
VPLWS0235

The Luggage Divider is designed to prevent cargo from entering the passenger compartment. It incorporates a useful integral ski hatch that allows longer items to be carried where a suitable rear seat option is fitted.

Luggage Divider – Half Height
VPLWS0236

Luggage Divider – Loadspace Partition*
VPLWS0237



Illuminated Rear Loadspace Treadplate Finisher
VPLWS0211PVJ – Ebony
VPLWS0211AAM – Espresso

Manufactured from stainless steel with a bright finish, protecting the loadspace trim when loading or unloading. Providing a premium finish to the loadspace with subtle illumination.



Rear Loadspace Treadplate Finisher
VPLWS0210PVJ – Ebony
VPLWS0210AAM – Espresso

Manufactured from stainless steel with a bright finish, protecting the loadspace trim when loading or unloading.



Loadspace Stowage Rails
VPLWS0242 – 5 Seat
VPLWS0243 – 5+2 Seating

Loadspace mounted rails to facilitate flexible stowage solutions. Loadspace Rails allow fitment of the Luggage Retention Kit.



Loadspace Mat – Rubber
VPLWS0225

Range Rover branded rubber mat helps to protect the rear loadspace carpet from general dirt. Rubber mat extension for protection of the back of the rear seats when folded down also available – Part No: VPLWS0223



Loadspace Liner Tray
VPLWS0224

This liner provides superior protection to the loadspace floor and side wall carpets from dirty or wet equipment.

*Loadspace Partition must be fitted with either full or half height Luggage Divider.

ACCESSORIES

Engines and Fuel Economy
Models
Colours

Wheels
Interior
Optional Features

Key Features
Dimensions and Capabilities
Technical Specification

Performance and Key Data
Accessories

◀ ▶
Build & Price
Home

Print
Save
Exit

ACCESSORIES



20 INCH FIVE SPLIT-SPOKE
GLOSS BLACK FINISH – 'STYLE 18'
VPLWW0090*



21 INCH FIVE SPLIT-SPOKE
GLOSS BLACK FINISH – 'STYLE 19'
VPLWW0091*



21 INCH FORGED NINE SPOKE
MACHINE POLISHED FINISH – 'STYLE 20'
VPLWW0083*



21 INCH FORGED NINE SPOKE
TECHNICAL GREY FINISH – 'STYLE 21'
VPLWW0084*



21 INCH FORGED NINE SPOKE
GLOSS BLACK FINISH – 'STYLE 22'
VPLWW0085*



22 INCH FORGED FIVE SPLIT-SPOKE
MACHINE POLISHED FINISH – 'STYLE 23'
VPLWW0086*

*Rim only. Centre caps available separately.

ACCESSORIES

Engines and Fuel Economy
Models
Colours

Wheels
Interior
Optional Features

Key Features
Dimensions and Capabilities
Technical Specification

Performance and Key Data
Accessories

◀ ▶
Build & Price
Home

Print
Save
Exit

ACCESSORIES



22 INCH FORGED FIVE SPLIT-SPOKE
CERAMIC POLISHED FINISH – 'STYLE 24'
VPLWW0088*



22 INCH FORGED FIVE SPLIT-SPOKE
TECHNICAL GREY FINISH – 'STYLE 25'
VPLWW0087*



22 INCH FORGED FIVE SPLIT-SPOKE
GLOSS BLACK FINISH – 'STYLE 26'
VPLWW0089*

Accessory Wheels

A range of exclusive premium wheels offered for all-new Range Rover Sport. Available in a variety of finishes and premium materials including forged aluminium. The wheels available are 20 inch, 21 inch and 22 inch.

*Rim only. Centre caps available separately.

ACCESSORIES

Engines and Fuel Economy
Models
Colours

Wheels
Interior
Optional Features

Key Features
Dimensions and Capabilities
Technical Specification

Performance and Key Data
Accessories

◀ ▶
Build & Price
Home

Print
Save
Exit

ACCESSORIES



Roof Rails
VPLWR0104 – Black Finish†
VPLWR0103 – Silver Finish‡

Roof Rails facilitate easy fitment of cross bars. Pre-set positioning points ensure cross bars are fixed in optimum position for weight distribution and dynamics.

Maximum load capacity is 100kg* and incremental height when fitted is 88mm.



Cross Bars*
VPLGR0102

T-track design utilises the full length of the bars, providing space to mount multiple accessories. Aerodynamic profile minimises drag and noise. Roof rails not included.

Luggage Carrier*
LR006848

Flexible rack system to facilitate roof carrying. Maximum payload 75kg**.



Ski/Snowboard Holder*
LR006849

Carries four pairs of skis or two snowboards. Lockable for security. Maximum payload 36kg**.



Large Sports Roof Box*
VPLWR0100

Featuring a quick mounting system for easy secure fixation. Includes integrated base mat with a non-slip surface for extra secure loading. Capable of carrying up to four pairs of skis or five snowboards. Volume 430 litres. Maximum payload 75kgs**.

*Roof Rails and Cross Bars are required for all Land Rover roof mounted accessories. Objects placed above the roof mounted satellite antenna may reduce the quality of the signal received by the vehicle and could have a detrimental effect on the navigation and satellite radio system, if fitted.

**Maximum payload equals the load capacity of the roof mounted accessory.

†Roof Rail Ditch Finishers required for fitment with Black Finish Roof Rails – VPLWR0108

‡Roof Rail Ditch Finishers required for fitment with Silver Finish Roof Rails – VPLWR0109



Luggage Box*
VPLVR0062

The gloss black finish Luggage Box opens from both sides and includes power-grip mounting for easy and quick fixing to the roof bars. Lockable for security. Volume 410 litres. Maximum payload 75kg**.



Tow Bar Mounted Bike Carrier
VPLVR0066 – Two Bike Carrier
VPLVR0068 – Three Bike Carrier
VPLWR0105 – Four Bike Carrier

Tow bar mounted bike carrier available for two, three or four bikes. Featuring LED lighting, licence plate mount, a quick release design for ease of use and lockable for security. Maximum load capacity 60kg (on the four bike carrier).

Tow Bar Mounted Bike Carrier can be used with either Multi-Height Tow Bar and Armature – Part No: VPLWT0112 or Electrically Deployable Tow Bar – Part No: VPLWT0111

ACCESSORIES

Engines and Fuel Economy
Models
Colours

Wheels
Interior
Optional Features

Key Features
Dimensions and Capabilities
Technical Specification

Performance and Key Data
Accessories

◀ ▶
Build & Price
Home

Print
Save
Exit

ACCESSORIES



Outdoor Car Cover
VPLWC0061

All weather tailored cover protects your Range Rover Sport from the elements.



Windscreen Sun Shield
VPLWS0231

Helps to keep the vehicle interior cool in hot weather.



Noble Plated Mirror Caps
VPLGB0073

Noble Plated Mirror Caps complement the Range Rover Sport's exterior styling cues.



Electrically Deployable Tow Bar
VPLWT0111, VPLWT0123, VPLWT0122

The Electrically Deployable Tow Bar is stowed discreetly behind the bumper, providing a clean attractive finish. It is designed to deploy/stow in 12 seconds. Approved for up to 3,500kg trailer load.

Must be fitted with Bumper Fitting Kit – VPLWB0135, VPLWB0138, VPLWB0140.



Multi-Height Tow Bar and Armature
VPLWT0112

Bespoke Range Rover Sport system offers three different towing height options and the ability to swap heights in a matter of seconds. Approved for 3,500kg trailer load.

Must be fitted with Bumper Fitting Kit – VPLWB0136, VPLWB0137, VPLWB0139.



Towing Electrics – 13 Pin*
VPLWT0114

European-style towing electrics, capable of supplying all trailer rear lighting and interior equipment power. Offered for Multi-Height Tow Bar.



Front Mudflaps
VPLWP0165

Front Mudflaps for Deployable Side Steps (not shown)
VPLWP0167

Rear Mudflaps
VPLWP0166

Mudflaps reduce spray and help protect the paintwork. Supplied as a pair.

ACCESSORIES

Engines and Fuel Economy
Models
Colours

Wheels
Interior
Optional Features

Key Features
Dimensions and Capabilities
Technical Specification

Performance and Key Data
Accessories

◀ ▶
Build & Price
Home

Print
Save
Exit



BY APPOINTMENT TO
HER MAJESTY THE QUEEN
MANUFACTURERS OF
MOTOR VEHICLES
JAGUAR LAND ROVER LIMITED
COVENTRY



BY APPOINTMENT TO
HRH THE DUKE OF EDINBURGH
MANUFACTURERS OF
MOTOR VEHICLES
JAGUAR LAND ROVER LIMITED
COVENTRY



BY APPOINTMENT TO
HRH THE PRINCE OF WALES
MANUFACTURERS OF
MOTOR VEHICLES
JAGUAR LAND ROVER LIMITED
COVENTRY

IMPORTANT NOTICE: Jaguar Land Rover is constantly seeking ways to improve the specification, design and production of its vehicles and alterations take place continually. Whilst every effort is made to produce up to date literature, this brochure should not be regarded as an infallible guide to current specifications, nor does it constitute an offer for the sale of any particular vehicle. Distributors and Dealerships are not agents of Jaguar Land Rover by any express or implied undertaking or representation.

All Jaguar Land Rover Approved Accessories fitted by a Land Rover Dealership within one month or 1,600 kilometres/1,000 miles (whichever ever occurs first) of the handover of a new registered vehicle will benefit from the same warranty terms and period of cover as the vehicle warranty. Accessories purchased outside of these parameters will be subject to a 12 month unlimited mileage warranty. All Jaguar Land Rover Approved Accessories are rigorously tested to the same exacting standards as those applied to our vehicles. Performance in extreme hot and cold temperatures, corrosion resistance, impact and airbag deployment highlight some of the exhaustive product testing carried out to ensure accessories are both durable and importantly, continue to comply with current legislation.

All our accessories are designed to be an integral part of Land Rover vehicles. While many items such as roof carriers are simple to fit, some products require specialist tools and diagnostic equipment to ensure correct integration with the vehicle structure and electrical systems. These products vary from market to market, please consult your Land Rover Dealership who will be pleased to advise you on current specifications and any query you may have.

The colours reproduced here are subject to the limitations of the printing process and may therefore vary slightly from the actual vehicle. The company reserves the right to alter or withdraw any colour finish without notice. Some of these colours may not be obtainable in your country. Please check availability of colours and current specifications with your Land Rover Dealership. Distributors and Dealerships are not agents of Jaguar Land Rover and have absolutely no authority to bind Jaguar Land Rover to any express or implied undertaking or representation.

Jaguar Land Rover Registered Office:
Abbey Road, Whitley, Coventry CV3 4LF
United Kingdom.

Registered in England and Wales: Number 1672070

landrover.co.uk

© Land Rover 2013.

Engines and Fuel Economy
Models
Colours

Wheels
Interior
Optional Features

Key Features
Dimensions and Capabilities
Technical Specification

Performance and Key Data
Accessories

Keep me informed



◀
Build & Price
Home

Print
Save
Exit