

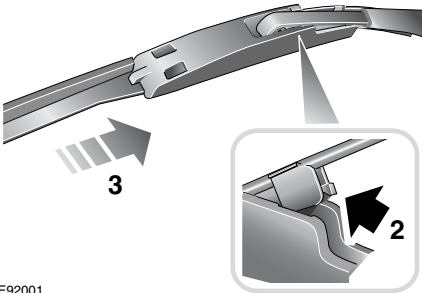
Wipers and washers

CHANGING THE WIPER BLADES

Only fit replacement wiper blades that are identical to the original specification.

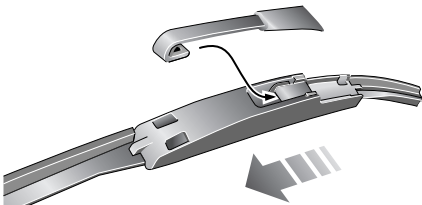
Front

1. Lift the wiper arm away from the screen and pivot the blade assembly away from the arm.



E92001

2. Press the tab, to release the blade assembly.
3. Slide the blade assembly off the end of the wiper arm.
4. Carefully replace the arm to its stowed position.

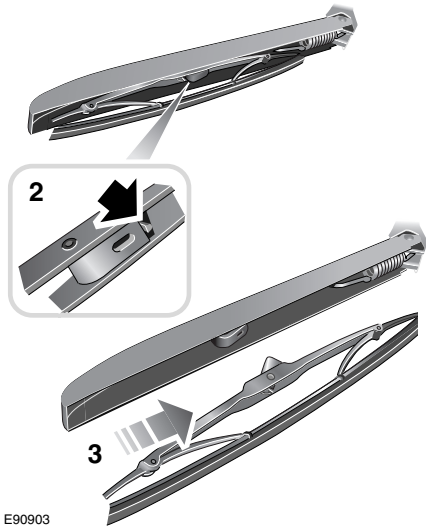


E88778

5. To replace, position the wiper arm into the aperture in the middle of the blade assembly and push firmly into position until the blade clips into place.


Rear

1. Lift the wiper arm away from the rear window.



E90903

2. Press the tab, to release the blade assembly.
3. Slide the blade assembly off the end of the wiper arm.
4. Carefully replace the arm to its stowed position.



E88780

5. To replace, position the blade assembly onto the inside of the wiper arm and push firmly into position until the blade clips into place.