
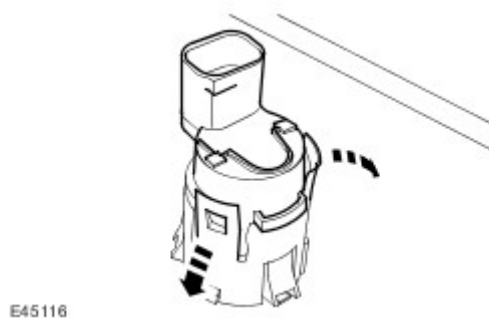



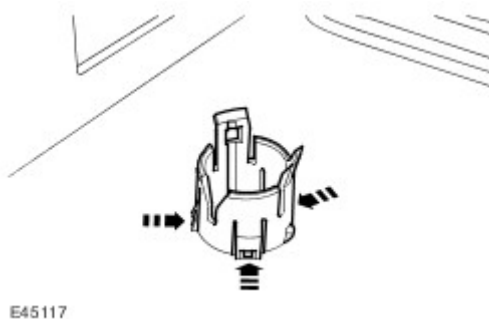
## Front Inner Parking Aid Sensor (86.54.21)

### Removal

- 1 . Disconnect the battery ground cable.  
For additional information, refer to [Specifications](#)
- 2 . Remove the front bumper cover.  
For additional information, refer to [Front Bumper Cover \(76.22.72\)](#)
- 3 . Remove the parking aid sensor.  
 Release from the 2 clips.



- 4 . Remove the parking aid sensor trim panel.  
 Release the 3 clips.



### Installation

- 1 . Install the parking aid sensor trim panel.
- 2 . Install the parking aid sensor.
- 3 . Install the front bumper cover.  
For additional information, refer to [Front Bumper Cover \(76.22.72\)](#)
- 4 . Connect the battery ground cable.  
For additional information, refer to [Specifications](#)